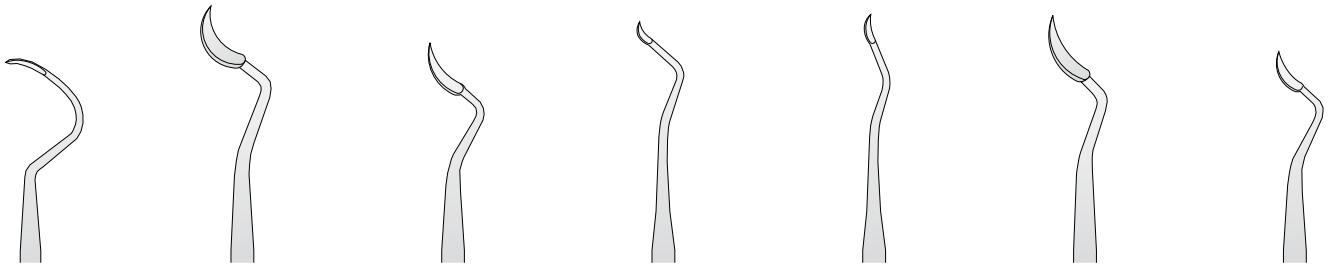




SCALERS

SCALERS



656/1
656/1.HL8
ME-1

640/2
640/2.HL8
CK6
Crane-Caplan 6

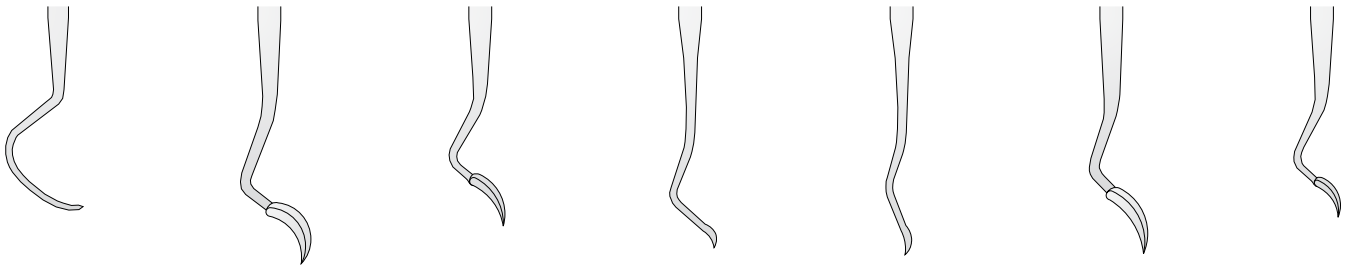
640/24
640/24.HL8
204

640/1
640/1.HL8
204 S
Posterior
Supragingival
Interproximal

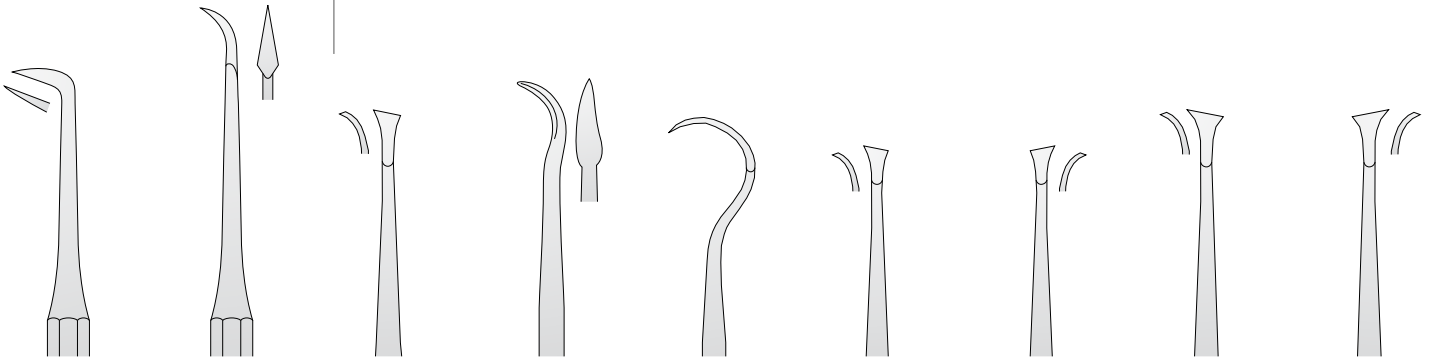
640/5
640/5.HL8
204 SD
Contra angle for excellent
access to distal surface

640/3
640/3.HL8
CI 2/3

640/13
640/13.HL8
2/3
Taylor



OCTAGONAL HANDLE
MANICI OTTAGONALI



654
Mitchell
Osteo Trimmer

655
Cumine

652/50
Darby-Perry 1R-1L

653/1
Williger

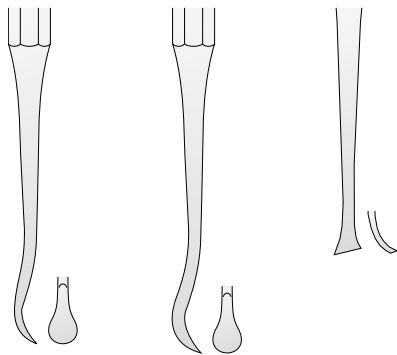
653/U15
Towner

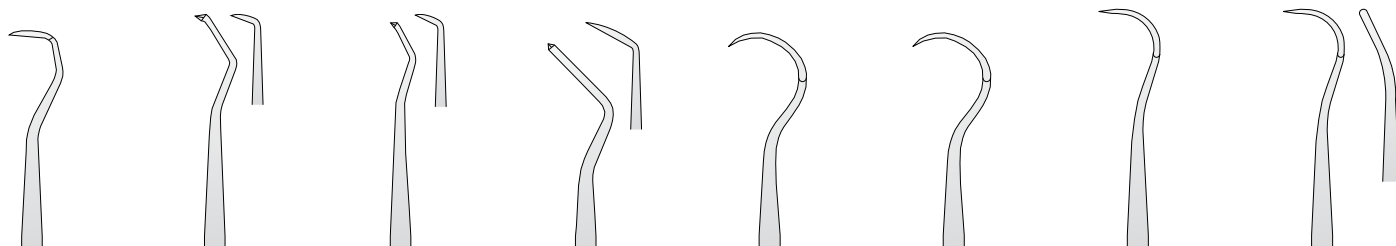
653/11
Darby-Perry 1R
Right
Destro

653/12
Darby-Perry 1L
Left
Sinistro

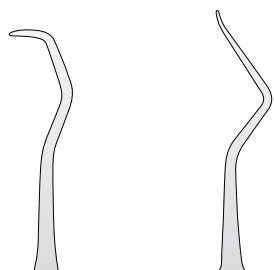
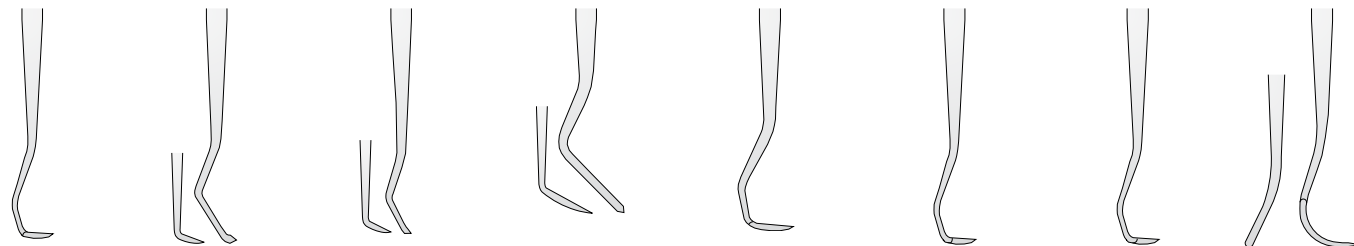
653/21
Darby-Perry 2R
Right
Destro

653/22
Darby-Perry 2L
Left
Sinistro

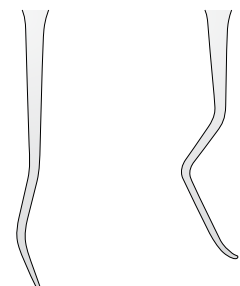




651/30-33 651/30-33.HL8 Jaquette Anterior	651/31-32 651/31-32.HL8 Jaquette Posterior	651/34-35 651/34-35.HL8 Jaquette Posterior	651/37-38 651/37-38.HL8 Jaquette Posterior	651/U15-30 651/U15-30.HL8 Towner-Jaquette	651/U15-33 651/U15-33.HL8 Towner-Jaquette	651/10 651/10.HL8 Hygienist-Towner H5/33 Anteriors interproximal and cervical area	651/11 651/11.HL8 Hygienist H6/H7 Interproximal areas Anteriors and premolars
--	---	---	---	---	---	---	--



652/2-3 Mc Farlane 2-3	652/4-5 Mc Farlane 4-5
----------------------------------	----------------------------------



Sharpening process
Processo di affilatura

